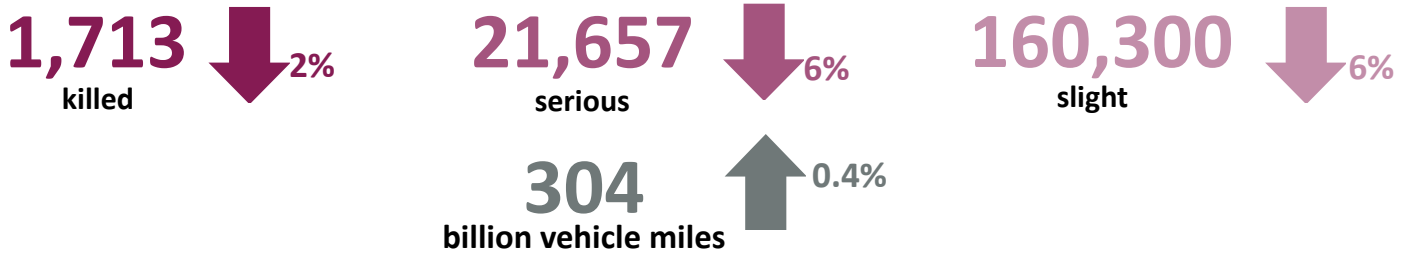




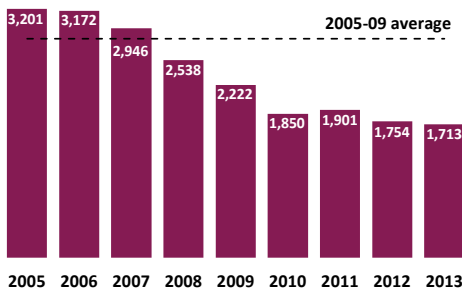
Department for Transport

# Reported Road Casualties in Great Britain: Main Results 2013

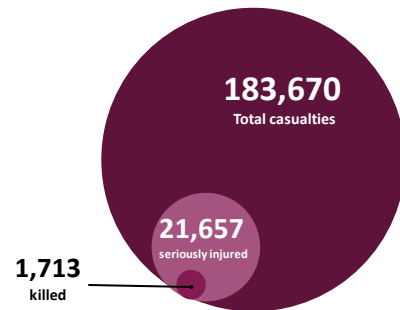
Casualties fell between 2012 and 2013 for all severities despite a small increase in traffic ...



Fatalities are the lowest since records began and 39% below 2005-09 average ...

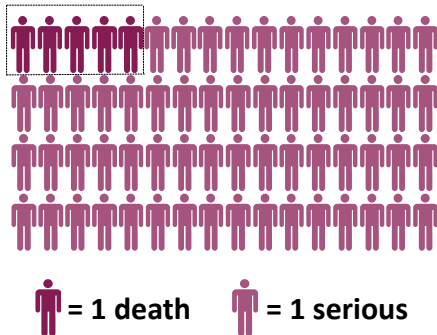


KSI casualties accounted for 13% of all casualties ...

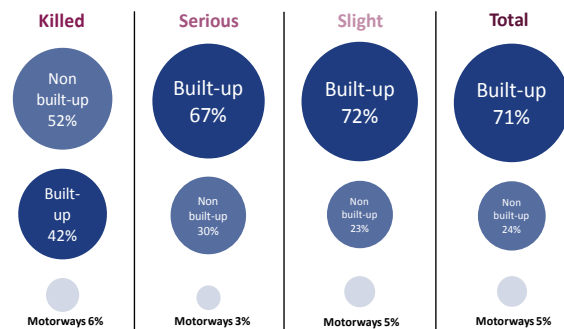


\*KSI - killed or seriously injured

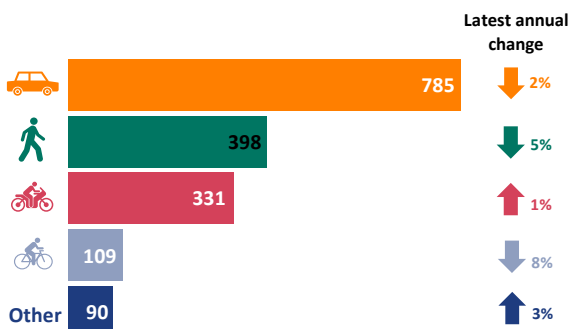
An average of 5 deaths and 59 serious injuries occurred per day ...



The majority of fatalities occurred on non built-up roads and serious injuries on built-up roads ...



785 fatalities were car occupants (46% of all fatalities) ...



\*Other consists mainly of goods vehicle and bus and coach occupants

